

KONE - MONTGOMERY

QUICK LOCATOR GUIDE

Belts	679
Brushes	680
Capacitors	693
Car Signal Components	674-678
Directional Plates	675
Hall Fixtures	675
Position Indicator	676
Pushbuttons	674-675
Stop Switches	676
Switches and Keys	676-678
Coils	679
Door Parts and Equipment	681-686
Clutch Assembly	684
Door Hanger Assemblies	683
Door Key	685
Door Operators	682
Door Operator Motors	686
Gib Assemblies, Gibs	685
Interlocks	681
Pick-up Assemblies	683
Pulley, Relating Cable	685
Sheaves	684
Spirator, Reel Closer	685
Transformer, Capacitor	686
Encoders	701
Hatch Equipment	688-689
Machine Parts	690
Printed Circuit Boards	691-693
Rectifiers	693
Relay Parts	696-699
Resistors	694-695
Rollers	704-707
Door Hanger Rollers	704
Guide Rollers, Guide Shoes	705-707
Roller Guide Wheel Assemblies	705-706
Safety Edge	703
Selector Parts	702
Tachometers, Tach Generators	701
Transformers	700
Valve Parts	700

Car Signal Components



MB-1-BLANK



MB-1A-ARROW



MB-1R



MB-1RA-ARROW




MB-2R



MB-2RA



MB-3RA



MB-4S



MB-4SA

■ MB-1R, MB-2R, MB-3R & MB-4S button styles furnished blank, engraving available



KB-200



KB-200A



KB-200B



KB-200C



KB-201A



KB-201B



KOBT-1-BLANK




KOBT-1-ARROW



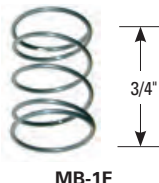
KOBT-3-BLANK

Pushbuttons

S.E.E.S. #	O.E.M. #	Description
MB-1-	P16732 P8986	Pushbutton assembly , White button with black border, 1" sq. Specify marking, i.e. MB-1-BLANK
MB-1A-	P14426	Button and stem only , for MB-1. Specify marking, i.e. MB-1A-ARROW
MB-1R-	P5249	Pushbutton assembly , White button 7/8" diameter, specify marking, i.e. MB-1R-BLANK
MB-1RA-	P22207	Button and stem only , for MB-1R Specify marking, i.e. MB-1RA-ARROW
MB-2R	P2049A	Pushbutton assembly , black button, 7/8" dia.
MB-2RA	P22206	Button and stem , black, 7/8" diameter
MB-3R	P2050A	Pushbutton assembly , red button
MB-3R-ALARM		Pushbutton assembly , Round Red "Alarm", 7/8" O.D.
MB-3R-CLOSE		Pushbutton assy , Round Red "Close" 7/8" O.D.
MB-3RA	P15259A	Button and stem , red, 7/8" diameter
MB-4S	P6440	Pushbutton assembly , white button, 7/8" square, blank
MB-4SA-	P22208	Button and stem , square, white, 7/8" button only for MB-4S assembly
MB-4S-SPECIAL	P22208	Pushbutton assembly , 7/8", square, white button, indicate special marking
KB-200	63686-001	Arrow , for Lantern, LED, 24V, Red, replaces USP31928144
KB-200A	63686-002	Arrow , for Lantern, LED, 24V, Green, replaces USP31927144
KB-200B	P-31927-012	Arrow , for Lantern, Green
KB-200C	63658-001	PCB , for Button/Pilot, 24V
KB-201A	63659-001	Button Body , PB/Pilot, 220 Complete, 1-1/8" x 1-7/8"
KB-201B	63650-001	Plate Tactile , 220 Push Button
KB-201C	US63654001	Plate , Pressel, Flush, Arrow
KB-201D	US63656001	Plate , Pressel, Flush, Arrow
KB-1-STOP	P14426072	Pushbutton assembly , Red Button 1" square, marked "STOP"
KB-1A-STOP		Button only , Red 1" square, marked "STOP"
KOBT-1-BLANK	KM804345G090	Button , Milky, Car, Amber, Blank
KOBT-1-ARROW	KM804163G06	Button , Milky, LCS, Amber, End, Up
KOBT-3-BLANK	KM801057G090	Button , Gray, LCS, Amber, Blank
KPC-006	USP31550001	PCB , Hall Fix, 1 Yellow LED



MB-1B



MB-1F



MB-1E



MB-1C



MB-1G

Pushbuttons

S.E.E.S. #	O.E.M. #	Description
MB-1B	2881-131	Conical spring , used on button assemblies
MB-1F	2881-157	Spring , used on stem for button assemblies
MB-1E	61602-002	Screw , used to hold movable contact disc to stem assembly
MB-1C	14595	Contact , stationary, N.O., 9/16" long
MB-1G	25666	Contact , stationary, N.C., 13/16" long
MB-1D	15257	Contact , disc, moveable, 3/4" diameter

S.E.E.S. #	O.E.M. #	Description
MBL-1	34221	Lamp socket , for screw base S6 lamp
ML-15	27799	Lamp , 10S6 10W 250 VAC screw base
ML-17	20741	Lamp , 6S6/155V 6W 155 VAC screw base
ML-18	17334	Lamp , 6S6/120V 6W 120 VAC screw base
ML-55	20920	Lamp , 40W 120V, lumiline
ML-84	20753	Lamp , 15W 120V, screw base



MB-1D



MBL-1

Hall Fixtures

S.E.E.S. #	O.E.M. #	Description
MB-2	P8987	Hall plate , stainless steel, 3-1/2" x 9" with 1" square hole in center for button, for terminal landings. Mounting holes 7" c/c
MB-2A	P8988	Hall plate , stainless steel, 3-1/2" x 9" with two 1" square holes for intermediate landings. Mounting holes 7" c/c



MB-3-HORIZONTAL



MB-3-VERTICAL



MB-2



MB-2A

Directional plate

S.E.E.S. #	O.E.M. #	Description
MB-3-HORIZONTAL	P9658	Horizontal directional plate , stainless steel, 4-1/4" x 9-1/2", mounting holes 7-5/8" c/c, for use on Intermediate Floors
MB-3-VERTICAL	P9962	Vertical directional plate , stainless steel, 4-1/4" x 9-1/2", for use on Intermediate Floors
MB-4	P9672	Directional arrow , green, 2-1/4" x 2-13/16"
MB-5	P9671	Directional arrow , red, 2-1/4" x 2-13/16"
MB-5A	P9670	Directional arrow , white, 2-1/4" x 2-13/16"



MB-5A



MB-4



MB-5

Car Signal Components



MB-6-



MB-7



MB-7A



MB-7C



MB-7D



KKS-200



MB-7F-ACCESS-J217



MB-7F-LOCKOUT



MKS-1



MKS-2



MKS-3



MKS-14

Position Indicator

S.E.E.S. # O.E.M. # Description

MB-6- P14437 **Position Indicator**, white, 1" square position indicator head with black border, specify marking, i.e. MB-6-ARROW

Switches

S.E.E.S. # O.E.M. # Description

MB-7 P25744, 50620 **Stop Switch**, toggle style, 3 PDT

MB-7A 19251 **Stop Switch**, toggle style, 3 PST

MB-7C **Key Switch assembly**, RUN/STOP to replace toggle style stop switches MB-7, MB-7A, with #A-03 key

MB-7C-SPECIAL **Key Switch**, Specify Marking and Cylinder

MB-7D **Key Switch assembly**, same as above but with round bezel, RUN/STOP

MB-7F-FLOOR **Key Switch**, 2Pos, Rmv2, Off-On-Floor, Black, Round, #3 Key

MB-7F-SPECIAL **Key Switch**, 2Pos, Rmv2 Off-On-Floor Black, Round, #3 Key

MB-7F-ACCESS-J217-KN **Key Switch**, 3Pos, momentary, black, round, Kraus & Naimer, J217 Key

MB-7F-ACCESS-J217 **Key Switch**, 3Pos, momentary, black, round, J217 Key

MB-7F-LOCKOUT **Key Switch**, 2Pos, Momentary, Remove in "Off" Black, Round, Off-On Lockout, SEES#3 Key

MB-7G-SPECIAL **Bezel**, Red Round Mont, Engraved

KKS-200 94826-002 **Keyswitch**, with cable assembly, NY

KHE-200 P-31921-002 **Sensor**, Bistable, with pins

KHE-201 KM829341G03 **Switch**, 61 U/N, 30, Cigar, 3M

KOSS-2A **Switch**, Magnetic Reed, Mono-Stable, 250V, 100W

KOSS-3 KM713227G01 **Switch**, Magnetic Reed, Bistable, 110V max

KOSS-7 KM86420G03 **Switch**, Oscillator

MKS-1 US63862001 **Key Switch**, Fire Service PHI, 3 position key switch with #MK-05 key

MKS-2 US63863001 **Key Switch**, Fire Service PHII, 3 position key switch with #MK-05 key

MKS-3 US63860001 **Key Switch**, fire service phase II, > 2000 yr. 3 position key switch with #MK-05 key

MKS-14 P25020 **Key Switch**, Kone key switch 2 position spring return with #A-00 key

■ Bezels also available in black.

Keys

S.E.E.S. #	O.E.M. #	Description
MK-1	48350-004	Key, A-40, Master Key
MK-2	48350-000	Key, A-00
MK-3	48350-001	Key, A-01
MK-4	48350-002	Key, A-02
MK-5	50007903	Key, fire service, for old style Corbin lock
MK-6		Key, A03 Key for MIS-189C Fire Service Switch
MK-7	MK-02/MK2	Key, MK-02 key for medical car and hall panels
MK-8	EX-515	Key, Montgomery, fire service (Innovation #EX-515)
MK-9	EX-513	Key, Innovation general purpose barrel key #EX-513
MK-10	EX-512	Key, Innovation, #EX-512
MK-11	US63851005	Key, Kone fire service key #MK-05
MK-12	US63851003	Key, Kone swing return panel key #MK-03
MK-13	EX-516	Key, Security lock out #EX-516
MK-14	US63851006	Key, Service, #MK-06 key



MK-1



MK-2



MK-3



MK-4



MK-5



MK-6



MK-7



MK-8



MK-9



MK-10



MK-11



MK-12



MK-13



MK-14

Car Signal Components

Keys



MK-15



MK-17



MK-18



MK-24



KK-204



MB-9



MK-19



MK-20



MK-22



MK-23



KK-200




KK-201



KK-202

S.E.E.S. #	O.E.M. #	Description
MK-15	US63851-001	Key , Stop Switch Key #MK-01
MK-17	US63851-004	Key , Inspection Switch Key #MK-04
MK-18	US63851-009	Key , Security Key #MK-09
MK-19	US519417	Key , Access Key Switch Key, EX-515
MK-20	EX-511	Key , Barrel EX-511
MK-21	EX520	Key , EX520
MK-22	L200	Key , Elongated Triangle, L200
MK-23	EX-517	Key , EX-517
MK-24	EX-518	Key , EX-518
MK-25	A-04	Key , A-04 KEY
KK-200	KM825062H02	Key , Service, Tubular Key, KONE #2 Key
KK-201	KM825062H01	Key , Service, Tubular Key, KONE #1 Key
KK-202	KM825062H03	Key , Service, Tubular Key, KONE #3 Key
KK-204	KM825062H04	Key , Service, Tubular Key, KONE #4 Key
KK-205	KM825062H05	Key , Service, Tubular Key, KONE #5 Key

S.E.E.S. #	O.E.M. #	Description
MB-9	65230	Lens , 2-7/16" square, for Vector button
MB-10	P22339, P24368	Pushbutton switch assembly , Vector style
MB-10A	P24394	Micro switch for Vector button assembly



MB-10



MB-10A

Coils

Contactors Coils

S.E.E.S. #	O.E.M. #	Resistance		Length	Voltage
		in Ohms	I.D. O.D.		
MC-1	11265A	1580	1-3/8" 3- 21/32"	1-5/8"	230 VDC
MC-2	15660	2200	1-3/16" 2- 9/16"	2-13/16"	230 VDC
MC-3	15963	1680	1-7/16" 2- 31/32"	2- 3/4"	230 VDC
MC-4	16272	420	1-3/16" 2- 51/64"	2-13/16"	115 VDC
MC-8	10971-00A	300	5/8" 2"	1"	220 VDC



MC-1, MC-2, MC-3, MC-4, MC-8

Brake Coils

S.E.E.S. #	O.E.M. #	Resistance		Length	Voltage
		in Ohms	I.D. O.D.		
MC-5	18992, 17040	386	1-25/32" 4- 3/8"	4"	230 VDC
MC-5A	17660	460	2-11/16" 6"	7-1/4"	230 VDC
MC-10	11525-00A	125	3/16" 3-3/8"	3"	115 VDC



MC-5, MC-5A

Valve Coils

S.E.E.S. #	O.E.M. #	Description
MC-6	28951	Valve coil, green, 110 VAC
MC-7	30074	Valve coil, red, 220 VAC



MC-7



MC-10

Gong Coils

S.E.E.S. #	O.E.M. #	Description
MC-9	43697	Gong coil, 120 VAC, 12amp Series



MC-9

Belts

S.E.E.S. #	O.E.M. #	Description
MDO-1	19501-21 5207D42H46	Belt, single belt, 55" x 1/2", #2550, belt 4L550, used with EZ/QKS-14/15 door operator
MDO-2	19501-22	Belt, Door operator, single belt, two required, 68" x 1/2", #2680, belt 4L680
MDO-2A	20267	Belt, Heavy duty timing belt, 1/2" pitch, 60" L x 1-1/2" W, 120 teeth
KBLT-001	916015	Belt, Timing/Toothed for Kone 5mm pitch
KBLT-002	916015	Belt, Timing/Toothed for Kone 5mm pitch 25mm wide 3900mm long
KBLT-003	916015	Belt, Timing/Toothed for Kone 5mm pitch 25mm wide 5450mm long
KBLT-004	916015060	Belt, Timing/Toothed for Kone 5mm pitch 12mm wide 2050mm long
KBLT-005	916015070	Belt, Timing/Toothed for Kone 5mm pitch 12mm wide 3510mm long
KBLT-006	916015080	Belt, Timing/Toothed for Kone 5mm pitch 12mm wide 4400mm long



MDO-1



MDO-2




MDO-2A



Brushes

S.E.E.S. #	O.E.M. #	Description
MCB-1	514991	Split brush, 5/8" x 1-1/4" x 2"
MCB-2	98579-005	Brush, 1/2" x 1-1/4" x 2"
MCB-9	47348-004	Brush, 3/8" x 1-1/2" x 1-3/4"
MCB-3		Split brush, 3/8" x 1" x 1-1/4"
MCB-4	45137-004	Split brush, 3/8" x 1-1/4" x 2"
MCB-5		Split brush, 3/8" x 1" x 2"
MCB-6		Split brush, 1/2" x 1" x 2-1/8"
MBH-1	500178	Brush holder for brush 5/16" thick x 1" W



MCB-1



MCB-2



MCB-4



MCB-3



MCB-5, MCB-6



MCB-7



MCB-8

Door Motor Brushes

S.E.E.S. #	O.E.M. #	Description
MCB-7	58742	Brush for 49743 Dumore door motor, 3/8" W x 3/4" L
MCB-8	47743	Brush assembly
MCB-10	U5101874	Brush for S.E.E.S A.O. Smith motor MDO-29, 1/4" x 3/8" x 7/16"
MCB-10A		Brush replacement, for SEES Imperial motor MDO-29A
MCB-10B	90-637815-272-301	Brush, .63" x .787" x 1.5", Grade H51C
MCB-11		Brush for S.E.E.S motor MDO-29C




MCB-10



MCB-10A



MCB-11


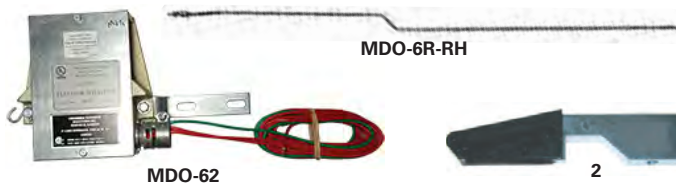


MBH-1

Door Parts and Equipment


Interlocks

Fig.	S.E.E.S. #	O.E.M. #	Description
1	MDO-61	MAP144	Interlock assembly R.H./L.H.
2	MDO-10	P22106	Hook , Steel interlock hook
3	MDO-10A	MA778	Stud , Hook pivot
3A	MDO-10B	US58702	Hook Locking , with bushing
3B	MDO-10C	US58658	Clutch Hook , with bushing
4	MDO-3	MA1364	Contact , Stationary, two required
5	MDO-4	MAP142	Contact bridge , movable contact
6	MDO-4A	MAP146	Bridging contact , complete assembly
7	MDO-6	MA1204	Lift rod , 5/16" dia. x 44" L
	MDO-6R-RH	US58976	Lift rod , 5/16" dia. x 43" L for right hand with offset
8	MDO-6B	P22158	Unlocking arm , flag



Interlocks

Fig.	S.E.E.S. #	O.E.M. #	Description
	MDO-62	P13002-002	Interlock , complete assembly, L.H.
	MDO-62A		Interlock Casting , For MDO-62 R.H./L.H.
	MDO-62C	P13002-COVER	Cover , for Interlock box, Fits L.H. and R.H.
1	MDO-62R	P13002-001	Interlock , complete assembly, R.H.
	MDO-62R-KIT-001	P13002-001 KIT	Interlock Assy , R.H. w/ Hook Assy
	MDO-62-KIT-001	P13002-002 KIT	Interlock Assy , L.H. w/ Hook Assy
	MDO-62-KIT-002	USP2223002	Interlock Assy , L.H. w/ Hook Assy, Rod, and Pick-Up Assy
	MDO-62R-KIT-002	USP2223001	Interlock Assy , R.H. w/ Hook Assy, Rod, and Pick-Up Assy
2	MDO-60	US40593	Hook and shorting bar assembly
	MDO-60B	USP31376001	Hook Interlock , L=5.625", R.H. bracket with shorting bar
	MDO-60C	USP31376002	Hook Interlock , L=5.625", L.H. bracket with shorting bar
	MDO-60D	US101661	Pivot Bracket Only , for Interlock 1/4" x 7/8" x 6.5"
3	MDO-10A	MA778	Stud , Hook pivot
4	MDO-11	US40594	Contact , leaf with 3/8" silver contact
5	MDO-11A	US40590	Base , Contact block, bakelite, 2 required
	MDO-11B	US40590	Interlock contact base assy , 2 Insulators with 2 Contact Blades
	MDO-11S	US40594	Contact , 40594 for Interlock 13002, solid silver contact
	MDO-17T-LH	22097-002 22077-021	Hook Bracket Assembly , L.H. Short and Calif.
	MDO-17T-RH	22097-001 22077-001	Hook Bracket Assembly , R.H. Short and Calif.
6	MDO-6	MA1204	Lift rod , 5/16" dia. x 44" L
7	MDO-60A	MA1661	Pivot bracket with stud for hook for MDO-60
	MDO-64	US41894	Contact leaf , with contact



Door Parts and Equipment



USPC31947-001



USPC31947-002



USPC35011-001



USPC35011-002



MDO-50



MDO-50A



MDO-201


S.E.E.S. #	O.E.M. #	Description
USPC31947-001	USPC31947001	Door Operator , HP closed loop R.H.
USPC31947-002	USPC31947002	Door Operator , HP closed loop L.H.
USPC31947-001-OPER		Door Operator , HP CLSD Loop R.H. with Drive Arm, No Split Linkage
USPC31947-002-OPER		Door Operator , HP CLSD Loop L.H. with Drive Arm, No Split Linkage
USPC35011-001	USP35011001	Door Operator , MAC PMSSC, Standard, R.H. with board 104, replaces USP22266001
USPC35011-002	USP35011002	Door Operator , PMSSC, Standard, L.H. with board 104, replaces USP22261002
USPC35011-001-OPER		Door Operator , PMSSC R.H. with Drive Arm, No Split Linkage
USPC35011-002-OPER		Door Operator , PMSSC L.H. with Drive Arm, No Split Linkage
MDO-39	P24186	Cover for Door Operator
MDO-50	USP4411	Split Linkage Assembly , for PMSC & MSSC Door operator
MDO-50A	US25082001	Arm , PMSSC Door Link Arm without XDIM
MDO-50B	US25082002	Arm , PMSSC Door Link Arm X=2-25/32, for 42
MDO-50C	US25082003	Arm , PMSSC Door Link Arm X=4-3/4", for 36, S
MDO-50D	US25082004	Arm , PMSSC Door Link Arm X=5-1/2", for 42, S
MDO-50E	US25082005	Arm , PMSSC Door Link Arm X=6-1/4", for 48, S
MDO-51L	USP35026001	Lever , Long, Door Oper., 10 & 40" L.H. Standard Sill
MDO-51R	USP35026002	Lever , Long, Door Oper., 10 & 40" R.H. Standard Sill
MDO-52L	USP35027002	Lever , Long, Door Oper., L.H., 1-3/4, Shallow Sill
MDO-52R	USP35026001	Lever , Long, Door Oper., R.H., 1-3/4, Shallow Sill
MDO-53L	USP35028002	Lever , Long, Door Oper., 12 & 48" R.H. Standard Sill
MDO-53R	USP35028001	Lever , Long, Door Oper., 12 & 48" R.H. Standard Sill
MDO-201	12936-00A	Bolt , for Door Operator L 3/8"-24, Thread, 1" Long

Door Parts and Equipment



Fig. S.E.E.S. #	O.E.M. #	Description
1	MW-9 P31316, MAP316	Pick-up assembly, R.H./L.H. interchangeable
2	MW-9A P31216, MAP419	Lever, pivot assembly
3	MDO-5 101142, MA1142	Roller, 2" Door pickup roller
4	MDO-5B MA1141	Stud, for pickup roller
	MDO-5C MA1141-Slotted	Stud, for pickup roller, "Slotted" Head
5	MDO-5E MA1149	E-Clip, 1/2"
6	MDO-15B MA1155	Clevis, assembly
6A	MDO-15C 101156	Clevis Pin with ring groove and retaining ring
6B	MDO-200 P-30954-001	Adapter Plate, for Pick Up assembly
6C	MDO-201 KM50022228	Bolt, for Door Operator L 3/8"-24 Thread, 1" Long

Fig. S.E.E.S. #	O.E.M. #	Description
1	MDO-15 MAP418	Pick-up assembly, R.H./L.H. interchangeable
	MDO-15-LH USP31418-002	Pick-up assembly, L.H.
2	MDO-15A P31419, MA1742	Pivot assembly for pickup assembly
3	MDO-5 MA1142	Roller, 2" dia., 1/2" I.D. Door pickup roller
	MDO-5A MA10615	Roller, 2" dia., uses 1/4" shoulder bolt
	MDO-5-P MA1142	Roller, as above but polyurethane
4	MDO-5B MA1141	Stud for pickup roller
5	MDO-5E MA1149	E-Clip, 1/2"
6	MDO-15B MA1155	Clevis, Assembly
	MDO-15D	Spring, for MDO-15



Door Hanger Assemblies

S.E.E.S. #	O.E.M. #	Description
MW-7A	MAP373, USP31373	Hanger, Hatch door hanger assembly
MW-7B	MAP-270, USP313400A	Hatch Door Roller, 2-7/8" O.D. .6693" bore w/o shaft
MW-7C		Shaft, For MW-7 and MW-8 Hatch Rollers
MW-7	MAP341, USP31341	Roller, Hatch door roller, 2-7/8"
MDO-7	MAP131, USP31131	Upthrust roller with eccentric pin
MDO-7A	USP22368	Upthrust roller for Shallow Door Clutch
MDO-19	MAP132, USP31132	Bolt pendant
MW-8	MAP344, P31344	Roller, Car door roller, 3-11/16"
MW-8A	MAP374, P31374	Hanger, Car door hanger assembly
MW-8B	MAP374 Less Shaft	Car Door Hanger Roller, 3-11/16" No Shaft
MW-8E	P22237	Roller, as above with eccentric
MW-8-HDW		Hardware, for MW-7 and MW-8 rollers, Bag of 4

Door Parts and Equipment



MDO-17



MDO-17B




MDO-17D




MDO-17E



MDO-17F



MDO-9A



MDO-17T



MDO-17R-RH



MDO-17S-RH



MDO-9E

MDO-9H



MDO-30



MDO-32



MDO-31



MDO-34



MDO-34A



MDO-35



MDO-36

MDO-37



MDO-63

MDO-17T-EXT

S.E.E.S. #	O.E.M. #	Description
MDO-17	P22232	Clutch assembly
MDO-17A	MA1021, US101021	Cam , Retracting clutch, short cam
MDO-17B	MA1260	Spring , Conical spring for clutch
MDO-17C	US2881156	Spring , Compression for clutch
MDO-17D	US17046	Bushing , Bronze .376" I.D., .50" L for Door Clutch and break
MDO-17E	US101146	Bumper , Rubber 9/16" O.D.
MDO-17F	US58947/US58653	Hook Keeper , L=4.75, 1-3/4"
MDO-17G	USP22088	Pivot Arm , Clutch
MDO-17R-RH	USP31437001, 31436001	Lock Clutch , Restrictive, Standard/California, R.H.
MDO-17R-LH	USP22227002	Lock Clutch , Standard/California, L.H.
MDO-17R-SH-RH	USP22284001	Clutch , Restrictive, R.H. .625 Shallow for 1-3/4" Sill
MDO-17R-SH-LH	USP22284002	Clutch , Restrictive, L.H. .625 Shallow for 1-3/4" Sill
MDO-17R-SH-RH-A	USP22076001	Clutch , Restrictive, R.H. S/S, C/O 2S, .625 Shallow, 1-3/4" Sill
MDO-17S-RH	USP31435001	Bracket Clutch Hook , 5.96" R.H.
MDO-17S-LH	USP31435002	Bracket Clutch Hook , 5.96" L.H.
MDO-17T	US58656	Lift Rod , 44" for Clutch
MDO-17T-EXT	US58656EXTENDED	Lift Rod , 55" for Clutch
MDO-17T-LH	USP22097002	Hook Bracket Assy , L.H. Short and California
MDO-17T-RH	USP22097001	Hook Bracket Assy , R.H. Short and California
MDO-17U		Swivel Joint for MDO-17T
MDO-17V	US58651	Sensing Cam , Locking, Clutch Car Door
MDO-9	MA1152	Arm and chain , retracting door clutch
MDO-9A	MAP289	Linkage assembly , complete
MDO-9B	MA1134, P22120	Cam , alone, bakelite
MDO-9C	51906	Track , wide lip, 1-1/4" x 1-3/8" (replaces US35104)
MDO-9D	62010-004	Isolation pad , poly, 3/4" x 4" x 3"
MDO-9E	68726-003	Screw , 12mm L
MDO-9F	68785-005	Hex Nut , dri-lock
MDO-9G	P-31552	Service Tool MIPROM SL , Montgomery/Kone diagnostic
MDO-9H	US101154	Screw , Adjust 10-24 x 3.5" L "J" Hook for Chain
MDO-30	19502-029	Sheave , single 15-1/4" diameter
MDO-31	19502-028	Sheave , double 15-1/4" diameter
MDO-32	19502-031	Sheave , single 1.7" pitch for 1/2" shaft
MDO-33	19502-030	Sheave , double 1.7" pitch for 3/4" shaft
MDO-34	25076, US58819	Shaft , Reduction 3/4" O.D. x 12-1/2" L
MDO-34A	US-58819	Shaft , first reduction 3/4" O.D. x 13-7/8" L
MDO-35	25077	Shaft , Cam 1" diameter
MDO-36	19500-032	Pillow block , 3/4" diameter bore
MDO-37	38351	Pillow block , 1" diameter bore
MDO-63	101730	Bearing Assy , Flange for Door Operator with set screws

Door Parts and Equipment



KGSI-001



KODS-1



KODS-2



KDO-001



KDO-200



KDO-201

S.E.E.S. #	O.E.M. #	Description
KGSI-001	DEE3685009, US32502	Guide Shoe Insert, #22 Rail, Nylon gib, 9.75" L
KGSI-002	DEE3685009, US25529	Guide Shoe Insert, #30 Rail, Nylon gib, 9.75" L
KODS-1		Door Gib, 71mm x 15mm x 12mm
KODS-2		Door Gib, Selcom, PAC2
KDO-001	DEE3685009	Block, ECO 3000 newel ends
KDO-200	75223	Retainer, Fire Tab Z Bracket, Bottom, At Sill
KDO-201		Retainer, Fire Tab Z Bracket, 3/4" Offset
KDO-202	KM835699G01	Gib assembly, for AMD
KDO-203	77590-022	Contact, for Door, AZ06, AMD RUS77590100, US518209, KM237487
KDO-203A	254995	Contact, for Door, Schmersal
KDO-204	280876	Switch, Magnetic, Replaces US5
KDO-205	KM274095	Switch, Door Contact, 230 VAC 2A
KDO-206		Clip, UL Fire Door, 1.25"
KON-001	KM5070729H01	Gib assembly, for AMD
KSB-200	62322-001	Isolation Bushing, for Shackle
KSB-201	48682	Isolation Bushing, for Shackle
KSB-202	US61632001	Isolation Bushing, for Shackle 7/8" I.D.



KDO-202



KDO-203



KDO-203A



KDO-204



KSB-200



KDO-205



KSB-201

MDO-38	101871	"U" Bolt, 3/8"
MIS-119		Key, emergency door key, flapper style with collar
MIS-119-P		Door Key, Flapper with Plastic Handle and flexible safety shaft
MDO-23	MAP32	Pulley, relating cable, 3-1/8" O.D.
MDO-23A	MAP34	Pulley, relating cable, 2-3/4" O.D.
MDO-23B	P-22425-001	Cable End, stud assembly
MIS-124	P-22425-001	Spirator, reel type door closer, 5" dia. with universal mounting, square or two hole
MIS-124-ST		Spirator, 6" SmarTork door closer, up to 20% more tension
MIS-124-20PAC		Spirator, 5" with Combo hub, Pack of 20
MIS-124E		Spirator, 5" O.D., Heavy Duty reel closer with combo hub
MIS-124E-20PAC		Spirator, 5" O.D., Heavy Duty, economic pack of 20
MIS-750		Isolation Bushing, 6" x 4" x 1/2"



MDO-38



MIS-119



KON-001



MIS-119-P




MDO-23



MDO-23B



MIS-124



MIS-124-ST



MIS-750



Door Parts and Equipment



MDO-18




MDO-18A



MDO-22




MDO-22A



MTR-4



MTR-6



MCAP-2




MDO-21



MSE-1B



MDO-29



MDO-29A



MDO-29C



KDO-002



KOMT-1



KOMT-2



KOMT-3

S.E.E.S. #	O.E.M. #	Description
MDO-18	20058	Thrust washer, 2-1/4" O.D., 1-3/4" I.D.
MDO-18A	32441	Shoulder bolt
MDO-22	16604	Bearing for door operator
MDO-22A	101627, MA1637	Needle bearing for door operator

MTR-4	A46208	Transformer, PRI 120 VAC, Sec 32 VAC
MTR-6	US94615001	Transformer, 120/24V, 75VA, CL 2 Service
MCAP-2	46218	Capacitor, 4500 MFD, 40 VDC #46218 (4400 MFD / 75 VDC)

MDO-21	25078	Actuating Cam for door operator
MSE-1B	MA165	Micro Switch for safety edge

Door Operator Motors

S.E.E.S. #	O.E.M. #	Description
MDO-29	MA1555, MA1604	Motor, type NC O-55, 6 wire lead, 1/6 H.P., 1140 RPM, 230 VDC, 5/8" shaft diameter, Compound Wound
MDO-29A	49743, US101849	Motor, 1/6 H.P., 1140 RPM, 24 VDC, 3-1/4" dia. 8-1/2" L, uses MCB-10A brush
MDO-29C	19144	Motor, dampening, 1/3 H.P., 3450 RPM
KDO-002	COMMD006	Motor, 1/6 HP, 24 VDC, 1220 RPM, 1/2" shaft
KDO-002A	COMMD006	Motor, 1/6 HP, 1220 RPM 1/2" Shaft with Encoder Shaft
KOMT-1	KM89717G08	Door Motor, geared door D1 40 VDC 1.65A
KOMT-2	KM89717G06	Door Motor, geared door D1
KOMT-3	KM89717G04	Door Motor, geared door D1 40 VDC 1.65A
MCB-10	U5101874	Brush for SEES A.O. Smith motor MDO-29, 1/4" x 3/8" x 7/16"
MCB-10A		Brush replacement, for SEES Imperial motor MDO-29A
MCB-11		Brush for S.E.E.S motor MDO-29C



KNOW ENFORCER^{EDGE} KNOW SAFETY

PATENT # SEES 8,181,394

Enforcer^{EDGE}

REPLACES ALL OF THESE GIB KITS

Part Number	Gib width
SEES-ENFORCER-EDGE-R	7/16"
SEES-ENFORCER-EDGE-G	15/32"
SEES-ENFORCER-EDGE-W	1/2"
SEES-ENFORCER-EDGE-B	17/32"



NO OFFSET? NO PROBLEM: SEES Enforcer Edge is perfect for Westinghouse elevators with offsets between 0 and 5/16ths.



Always Smooth Sailing



2781 West McNab Rd., Pompano Beach, FL 33069 • 800-526-0026 • www.SEESinc.com

SOUTHERN ELEVATOR
& ELECTRIC SUPPLY



Hatch & Hoistway Equipment



KHE-200

S.E.E.S. #	O.E.M. #	Description
KHE-200	P-31921-002	Sensor, Bistable, with pins
KHE-201	KM829341G03	Switch, 61 U/N, 30, Cigar, 3M
KOSS-2A		Switch, Magnetic Reed, Mono-Stable, 110V, 100W
KOSS-3	KM713227G01	Switch, Magnetic Reed, Bistable, 110V max
KOSS-7	KM86420G03	Switch, Oscillator



KHE-201



KOSS-2A



KOSS-3




KOSS-7



MHE-1

S.E.E.S. #	O.E.M. #	Description
MHE-1	P33235-001	Limit switch assembly, N.C., wires out of back
MHE-2	P33217-005	Limit switch assembly, N.C., wires out of side
MHE-2A	US91167001	Limit Switch, SPDT, 1 N.O. 1 N.C.
MHE-AA		Roller & Arm, Replacement For MHE Series switches above
MRP-13	8159	Contact disc, movable, for limit and gate switches, 1" diameter
MRP-13A	P4231	Contact assembly, movable, base with MRP-13 contact
MRP-14	8162	Contact, stationary contact for gate and limit switch
MRP-14A	P4232	Contact assembly, stationary, base with MRP-14 contact
MDO-5A	10615	Roller, 2" diameter retractable roller



MHE-2



MHE-2A



MHE-AA



MRP-13



MRP-13A



MRP-14




MRP-14A



MDO-5A

Hatch & Hoistway Equipment

S.E.E.S. #	O.E.M. #	Description
MHE-1A	P1046A	Gate switch
MHE-1B	45556	Contact assembly, movable for MHE-1A
MDO-11	40594	Contact, leaf with 3/8" silver contact
MDO-11A	A40590	Base, Contact block, bakelite, 2 needed
MDO-24	P31029	Actuator, gate switch
<hr/>		
MHE-3	P12926	Magnetic leveling switch assembly
MHE-7	P13347	Magnetic floor switch assembly
MHE-7A	42984	Magnet use with MHE-7 switch
MHE-8	61404	Photo Switch
<hr/>		
MHE-9	US95362001	Switch, Mag-Reed, Bi-stable
MHE-9A	US95363001	Switch, Mag-Reed, Mono Stable Barrel Type Without Terminals
MHE-9B	KM829341G04	Switch, Reed Leveling N.O. 100 VAC 3 Meter Lead & Cable
MHE-10	USP135400C	Limit switch, with roller
<hr/>		
MIS-181C	US50085300C	Magnetic leveling switch, double DPDT unit 2569AD US508951
MIS-181D		Magnetic switch, for Vertisys operator
MIS-197B	USP18576	Emergency Ceiling Exit, Switch Assy, Car Top Escape
MRP-19A	P16577	Magnetic switch, leveling unit, low power (Miprom)
MRP-19B	P16578	Magnetic floor switch, low power



MHE-1A



MHE-1B




MDO-11



MDO-11A



MHE-7A




MHE-7



MDO-24



MHE-3



MHE-8



MHE-9



MHE-9A



MHE-9B



MIS-181C



MIS-181D



MIS-197B



MRP-19A



MRP-19B



Machine Parts



Machine Seals and Bearings

207E MACHINE WORM SHAFT

S.E.E.S. #	O.E.M. #	Description
MMP-1		Thrust bearing kit
	46333-001	Bearing angular
	47286-002	Lock nut
	47287-002	Washer
MMP-2	46332-001	Worm shaft bearing
MPAC-3	9096-017	Oil seal worm shaft 1.9375"

208E AND 210 MACHINE WORM SHAFT

MPAC-1	9096-021	Oil seal (motor end 1.125" shaft)
MPAC-3	9096-017	Worm shaft seal
MMP-2	46332-001	Worm shaft bearing
MMP-4		Thrust bearing kit
	46333-002	Bearing angular
	47286-002	Lock nut
	47287-002	Washer

207E MACHINE SHEAVE SHAFT

MMP-3	46311-006	Roller bearing cup and cone
	46312-006	
MPAC-10	9096-047	Oil seal sheave shaft for 207E Machine 2.625" x 3.548"

208E MACHINE SHEAVE SHAFT

MPAC-17	9096-016	Sheave seal, 3.5" shaft
MMP-5	46312-004	Roller bearing cone
	46311-004	Roller bearing cup
MMP-5A	US-18147	Shim and Gasket, for Mach thrust bearing cap
MPAC-20	US41543	Seal, rubber with spring for gear box
MMP-6	46312-007	Roller bearing cone and cup
	46311-007	
MPAC-15	9096-024	Sheave seal, 4" shaft



Thrust Bearings

S.E.E.S. #	O.E.M. #	Description
MMP-7	46333-003	Thrust bearing, DUP 5.5



Drum Shaft Bearing Assemblies

S.E.E.S. #	O.E.M. #	Description
MMP-10	46312-005	Cone
	46311-005	Cup
MMP-11	46312-008	Cone
	46311-008	Cup

Bearing Kits for Imperial MG Sets

S.E.E.S. #	K.W.	Frame	Description
MMP-13	3	254A, 250	Bearing same both ends
	5	284AY, 280TY, D26, R284	
	7-1/2	284AY, 280TY, D26, R284	
	10	286AY, 280T	
MMP-14	15	324AY, 320TY	Bearing same both ends
	20	326AY, 320TY	
MMP-15	25	366AY, 360TY	Bearing same both ends
	30	367AY, 360TY	
	40	367AY, 360TY	
MMP-16	50	D59, 405T	Bearing motor end
	60	D59, 405T	
MMP-17	50	D59, 405T	Bearing generator end
	60	D59, 405T	
MMP-18	10	D35, R324	Bearing motor end
	15	D37, P324	
	20	D45, R326	
MMP-19	10	D35, R324	Bearing generator end
	15	D37, P324	
MMP-20	20	D45, R326	Bearing generator end
	25	D45, R364	
	30	D47, R365	
MMP-21	25	D45, R364	Bearing same both ends
	30	D47, R365	
MMP-22		2881-1266	Brake Spring




Seals


S.E.E.S. #	O.E.M. #	Size	S.E.E.S. #	O.E.M. #	Size
MPAC-1	9096-021	1.125	MPAC-17A	Split	3.5 x 5.0
MPAC-19	9096-001	1.375	MPAC-17	9096-016	3.5
MPAC-2	9096-002	1.562	MPAC-11	9096-027	3.938
MPAC-3	9096-017	1.938	MPAC-15	9096-024	4.00
MPAC-4	9096-004	2.00	MPAC-12	9096-029	4.375
MPAC-5	9096-020	2.188	MPAC-18	9096-015	4.5 x 6.256
MPAC-6	9096-023	2.25	MPAC-14	9096-046	4.5 x 5.756
MPAC-7	9096-018	2.375	MPAC-13	9096-025	6.5 x 8.007
MPAC-8	9096-005	2.437			
MPAC-9	9096-028	2.5			
MPAC-10	9096-047	2.625	MPAC-14		




Printed Circuit Boards




MPC-2




MPC-3




MPC-4




MPC-7




MPC-12



MPC-9



MPC-6



MPC-13A




MPC-14

S.E.E.S. #	O.E.M. #	Description
KPC-201	KM769900G13	Drive, V3F16L, Monospace, CSA, Coated PCB's (20 AMP)
KPC-201-CORE		KPC-201 Core
KOPCB-24	KM774150G01	PCB, V3F16L Kone
MPC-2	P15761	Input Board, Miprom, input with terminal
MPC-2A	USP29630001	PCB, Miprom Input Snub
MPC-3	P16780	Timer, Board 14X (Replaces 9X)
MPC-4	P15775, P16776	Output Board, Miprom, AC output with terminal
MPC-6	P15778, P16778	Output Board, Miprom, DC output with terminal
MPC-7	P16783	Input/Output Board, Miprom, in/out interface
MPC-8	P16835, P16787	Power Board, Miprom, power with brown out
MPC-9	P24147, B49886	Output Board, output with terminals
MPC-12	P24151	Miprom Input, 11 Snubber printed circuit board w/ leads
MPC-13A	USP29629002	Miprom board, AC/DC 24-110V
MPC-14	P24865	"LON" gateway control board
MPC-15	P24323	M2 relay pilot
MPC-16	P-24869003	DOT Matrix PI, DIG, #3 with Eprom, service
MPC-17	USP24100	Miprom Hydro, Relay Out with Molex
MPC-18	US49860036	Cable, Miprom Relay Out, Com
MPC-20	USP15903	PC Board, Conn II Miprom
MPC-25	65738	PCB, Power Supply, Series A
MPC-36	P-15839	Cardrack, MIPROM CPU-I/O (replaces USP15838)



MPC-17



MPC-20






MPC-25



MPC-36

Printed Circuit Boards


MDO-12

F-362005

MDO-13

MDO-13A

MDO-14

MDO-14A


MDO-41

MPC-27

MPC-38

MDO-42A

MDO-40

MPC-60

KPC-004


S.E.E.S. #	O.E.M. #	Description
MDO-12	A46223, B47135 B49711, P15765, P16364, P24172, P24173	Power board
F-362005	47310	Fuse, 1/2 Amp, 125V, for MDO-12 1/4" Diameter x 1" Long
MDO-13	A46221, P16362	Relay board
MDO-13A	B46224, B47136 P15766, P16365	Common board
MDO-13C	P24264	Monitor board
MDO-14	P24561 P16363, P24170, P24171, B47134, B49710, A46222, P15675, P15764	Speed board, solid state
MDO-14A	P24150	Door Operator Board, with relays
MDO-40	P24783-001	Door Operator Board, PMSSC
MDO-40A		Wiring Harness, for MDO-40 (104 PCB)
MDO-41		Switch Assembly, with Cable, door operator
PR-12A	M-2505	Relay, 4 PDT, 120 VAC, 5 AMP, with LED
PR-96A	47170, 9453048	Relay, 120 VAC, 2PDT, 10 AMP
MDO-42A	KM50022228	Door Operator Board, 109 5LCD Replaces USP31872003
MPC-23	61791	Field pulse
MPC-24	65737	PSI, DDC Series A
MPC-25	65738	Power Supply, Series A
MPC-26	95740-002	DDC, main, Rev 1 HDWE
MPC-27	P-24301	M2, Parallel I/O
MPC-28	P-24571	MEGA, ETS, slowdown
MPC-30	P-35620-004	Speed sensor, universal digital
MPC-32	61793	Armature Pulse
MPC-33	90722	DDC DRV, Power Series B
MPC-34	90723-002	DDC DRV, PSI/Switch B (replaces US90723)
MPC-35	95781-002	DDC DRV, Motion ADPT
MPC-36	P-15839	Cardrack, MIPROM CPU-I/O (replaces USP15838)
MPC-37	P-24107	Final assembly, 4EA (replaces US49805)
MPC-38	P-24325	M2, relay interface, F
MPC-38A	USP30387	PCB, M2, MSU, Interface
MPC-39	P-24377	M2, CPU, W/O SERL, F
MPC-40	P-24530	I/O, 24V, DC, mega
MPC-41	P-24531	Mega, DC, AB
MPC-42	P-24532	Firing, DC Mega replaces US61794
MPC-43	P-31729-005	Door Operator, PH2
MPC-44	P-31787-001	Escalator Relay Board, 1 brake, 1 Speed replaces P31787002
MPC-45	P-31787-003	Escalator Relay Board, 2 Brake, 2 Speed, 8"
MPC-46	P-31807-002	M2, CPU2, 256K memory (replaces USP2487)
MPC-47	P-31888-002	Hydro level shifter
MPC-48	P-32302-004S	Escalator MCU S Control FNL E5000
MPC-49	P-31895-002	Power supply, DC, with PLT & CBLs (replaces USP31895001)
MPC-51	USP31891002	PC Board, Car Panel, Connect Front
MPC-60	USP31894001	Power Supply, MRPM 24 VDC 3 Amp +/- 12 VDC 1 AMP, 5 VDC 10 AMP
KPC-001	KM935697G01	ADON2 G01 kit, 240 volts - (replaces KM773360G01)
KPC-003	802890G11	Car connect
KPC-004	757650G11	COP Board, LCECOB24 (replaces KM757650G01)
KPC-007	KM476203G01	PCB, CPU BOARD
KPC-008	KM371850G01	Regulator Board Assembly

Printed Circuit Boards

S.E.E.S. #	O.E.M. #	Description
KPC-005	USP31887001	COP Board, Machine Room Connection
KPC-006	USP31550001	PCB, Hall Fix, 1 Yellow LED
KPC-200	KM838770G01	PCB assembly, LCEADON2, 240 VAC
KOPCB-35	KM713130G01	PCB, LCEKNX Konexion
MAPC-710		PCB, Control board, Schumacher



KPC-005



MAPC-710

Capacitors

S.E.E.S. #	O.E.M. #	Description
MCAP-1	26643	Capacitor, 189-227 MFD, 330 VNP, Non Polar
MCAP-2	46218	Capacitor, 4500 MFD 40 VDC #46218 (4400 MFD / 75VDC)
MCAP-4	25265	Capacitor, 1 MFD, 630 VDC
MCAP-5	20858	Capacitor, .05 MFD, 1600 VDC
MCAP-6	44519	Capacitor, 60 MFD, 350 VDC
MCAP-7	26444	Capacitor, 330 VAC



MCAP-2



MCAP-6




MCAP-1




MCAP-7

Rectifiers

S.E.E.S. #	O.E.M. #	Description
MRET-1	P4905	Rectifier, 3 phase bridge, 60 plates, 260V, 3.3 amp
MRET-2	P16359	Rectifier, 3 phase solid state
MRET-3	61799	Rectifier, SC, Dual, 90A-1200V



MRET-2



MRET-1

Resistors

130 Watt Fixed Resistors


8-1/4" C/C STUD MOUNTING

S.E.E.S. #	O.E.M. #	Description
MRES-41	P2883-2	1.5 Ohms
MRES-42	P2883-3	2 Ohms
MRES-43	P2883-4	3 Ohms
MRES-44	P2883-5	4 Ohms
MRES-45	P2883-6	5 Ohms
MRES-46	P2883-7	7.5 Ohms
MRES-47	P2883-8	10 Ohms
MRES-48	P2883-9	15 Ohms
MRES-49	P2883-10	20 Ohms
MRES-51	P2883-12	30 Ohms
MRES-52	P2883-13	40 Ohms
MRES-53	P2883-14	45 Ohms
MRES-54	P2883-15	50 Ohms
MRES-55	P2883-16	60 Ohms
MRES-56	P2883-17	75 Ohms
MRES-57	P2883-18	80 Ohms
MRES-58	P2883-19	100 Ohms
MRES-59	P2883-20	125 Ohms
MRES-60	P2883-21	150 Ohms
MRES-61	P2883-22	175 Ohms

S.E.E.S. #	O.E.M. #	Description
MRES-62	P2883-23	200 Ohms
MRES-63	P2883-24	250 Ohms
MRES-64	P2883-25	300 Ohms
MRES-65	P2883-26	400 Ohms
MRES-66	P2883-27	450 Ohms
MRES-67	P2883-28	500 Ohms
MRES-68	P2883-29	600 Ohms
MRES-69	P2883-30	700 Ohms
MRES-70	P2883-31	750 Ohms
MRES-71	P2883-32	800 Ohms
MRES-72	P2883-33	900 Ohms
MRES-73	P2883-34	1 K Ohms
MRES-74	P2883-35	1.2 K Ohms
MRES-75	P2883-36	1.4 K Ohms
MRES-76	P2883-37	1.5 K Ohms
MRES-77	P2883-38	1.6 K Ohms
MRES-78	P2883-39	1.8 K Ohms
MRES-79	P2883-40	2 K Ohms
MRES-80	P2883-41	3 K Ohms
MRES-81	P2883-42	4 K Ohms
MRES-82	P2883-43	5 K Ohms

25 Watt Adjustable Resistor

S.E.E.S. #	O.E.M. #	Description
RES-1	29784	5 Ohms
RES-2	29785	10 Ohms
RES-9	32398	1 K Ohms
RES-10	25270	1.5 K Ohms
RES-11	19911	2 K Ohms
RES-12	25270	3 K Ohms
RES-13	32399	5 K Ohms



RES-1

25 Watt Fixed Resistor

S.E.E.S. #	O.E.M. #	Description
RES-81		5000 Ohms
RES-81A	9719015	25W 7500-MX



RES-69


20 Watt Fixed Resistor with Leads

S.E.E.S. #	O.E.M. #	Description
RES-69	20362	150 Ohms
RES-70	20361	250 Ohms
RES-71	20360	500 Ohms
RES-76	31697	7.5 K Ohms

Resistors


200 Watt Adjustable Resistors

S.E.E.S. #	O.E.M. #	Description
RES-55	19510	200 W, 50 Ohms
RES-56	19315	200 W, 100 Ohms
RES-59	19511	200 W, 250 Ohms
RES-61	23200	200 W, 1 K Ohms




200 Watt Adjustable Resistors with Metal Ends

S.E.E.S. #	O.E.M. #	Description
MRES-11	23165	200 W, 10 Ohms, with metal ends
MRES-12	24477	200 W, 20 Ohms, with metal ends
MRES-13	24478	200 W, 30 Ohms, with metal ends
MRES-14	23166	200 W, 50 Ohms, with metal ends
MRES-15	23167	200 W, 100 Ohms, with metal ends
MRES-16	23168	200 W, 250 Ohms, with metal ends
MRES-17	23169	200 W, 500 Ohms, with metal ends
MRES-18	23170	200 W, 1 K Ohms, with metal ends
MRES-19	23171	200 W, 2.5 K Ohms, with metal ends
MRES-19A	23173	200 W, 5 K Ohms, with metal ends




350 Watt Adjustable Resistors with Metal Ends

S.E.E.S. #	O.E.M. #	Description
MRES-20	37976	350 W, 5 Ohms, with metal ends
MRES-21	37977	350 W, 10 Ohms, with metal ends
MRES-22	37978	350 W, 15 Ohms, with metal ends
MRES-23	37979	350 W, 20 Ohms, with metal ends
MRES-24	37980	350 W, 30 Ohms, with metal ends





750 Watt Adjustable Resistors

S.E.E.S. #	O.E.M. #	Description
MRES-28	44555	750 W, 3 Ohms
MRES-30	30105	750 W, 5 Ohms
MRES-31	26697	750 W, 10 Ohms
MRES-32	26696	750 W, 15 Ohms



S.E.E.S. #	O.E.M. #	Description
MRES-09	US91081002	2 K Watt 36 Ohms, 20" Core Rib
MRES-33	KM260645	375 Watt 33 Ohms, Fixed Core Rib





Relay Parts



MRP-17



MRP-17B



MRP-17C



MRP-17D



MRP-17F



MRP-17G



MRP-17H



MRP-17I



MRP-17J




MRP-17K



MRP-17M



MRP-17Q



MRP-18



MRP-18B



MRP-17T



MRP-23



MRP-24



MRP-25



MRP-28



MRP-27

S.E.E.S. #	O.E.M. #	Description
MRP-17	10400	Contact , movable, 5/8" W x 2-3/8" L, for 75 Amp (Note: Makes with MRP-18)
MRP-17A	21339	Contact , same as MRP-17 but with silver pad (Note: Makes with MRP-18A)
MRP-17B	14203	Contact , movable contact finger, 7/8" W x 2-3/8" L, for 125 Amp (Note: Makes with MRP-18B)
MRP-17C	10403	Anchor , compression spring retainer
MRP-17D	2881-125	Spring , compression
MRP-17F	10401	Support , contact finger 75 Amp
MRP-17G	10402	Clamp for support 75 Amp
MRP-17H	10401-A	Support for contact finger 125 Amp
MRP-17I	10402-A	Clamp for support 125 Amp
MRP-17J	10440	Holder for contact
MRP-17K	10461, P25143	Shunt , braided
MRP-17L	16422	Mounting for contact
MRP-17M	16909	Magnet blowout
MRP-17Q	10996	Mounting for contact
MRP-18	10460	Contact , stationary contact for P, U, D and SB, 3/4" W, for 75 Amp (Note: Makes with MRP-17)
MRP-18A	21340	Contact , same as MRP-18 but with silver pad (Note: Makes with MRP-17A)
MRP-18B	14205	Contact , stationary contact, 1-1/16" W for 125 Amp (Note: Makes with MRP-17B)

S.E.E.S. #	O.E.M. #	Description
MRP-17T	10515	Arm , mounting for arc chute
MRP-23	15685	Armature stop on D.C. contactors
MRP-24	16788	Silencer cork used on D.C. contactor
MRP-25	16787	Silencer spring
MRP-27	10430	Stand-off bearing , 75 Amp contactor
MRP-28	2881-136	Spring for 75 Amp contactor

Relay Parts

Stem and Contact Assemblies

S.E.E.S. #	O.E.M. #	No. of Contacts	Contact Arrangement	STEM ONLY		
				S.E.E.S. #	O.E.M. #	Length
MRP-11A	P4349	6	2-3-5 N.O., 1-4-6-N.C.	MRP-1A	23247	10"
MRP-11B	P4350	6	1-2-3-5 N.O., 4-6 N.C.	MRP-1	23248	10"
MRP-11C	P4351	6	1-2-3-5-6 N.O., 4 N.C.	MRP-2	23249	8-3/4"
MRP-11D	P4352	4	4 N.O., 1-2-3 N.C.	MRP-2A	23250	7"
MRP-11E	P4353	4	3-4 N.O., 1-2 N.C.	MRP-2B	23251	7"
MRP-11F	P4354	4	2-3-4 N.O., 1 N.C.	MRP-3	23252	7"
MRP-11G	P4355	4	1-2-3-4 N.O., None N.C.	MRP-3A	23253	7"



MRP-4



MRP-5



MRP-5A



MRP-6



MRP-7




MRP-8



MRP-10



MRP-9A



MRP-11A

MRP-3

MRP-3A



MRP-10C



MRP-10A



MRP-15



MRP-15



MRP-15A

S.E.E.S. #	O.E.M. #	Description
MRP-4	18594A	Movable contact for assemblies
MRP-5	18595A	Stationary contact for above stem and contact assemblies
MRP-5A	22239	Stud, 1-1/4" long
MRP-5B	19648	Stud, 1" long
MRP-6	16807	Stem guide
MRP-7	11111	Washer, 3/4" dia. x 1/16" for above assemblies
MRP-8	2881-149	Spring for contact, 1/2" for above assemblies
MRP-9	2881-148	Spring for contact, 1-5/8" for above assemblies
MRP-10	16929	Solenoid coil assembly, 110V
MRP-11	16910	Solenoid coil assembly, 220V
MRP-9A	2881-192	Return Spring for top of stem
MRP-10C		Solenoid Assembly, includes one of each: MRP-10, MRP-9A, and MRP-10A
MRP-10A	41782	Plunger coupler, attaches to stem MRP-10C Solenoid assembly
MRP-15	14727-001, 14726-004	Contact kit, used on P, U, D, SB, contactors and 2 speed AC Controllers, two flat silver stationary contacts, pointed silver movable contact
MRP-16	14727-002, 14726-002	Contact kit, used on P, U, D, SB, contactors and 2 speed AC Controllers, flat silver movable contact
MRP-15A	10475	Stem Guide, angle
MPC-50	65726-002	Contact, 550V, 3-pole, 110A, contact kit is (2) US90235002 and (1) US90691002




Relay Parts



MRP-12A




MRP-21



MRP-30



MRP-29A



MRP-20


Timers

S.E.E.S. #	O.E.M. #	Description
MRP-12A	P16553	Timer, 0-2 min., 120 VAC. Replaces P8555, P8556, P12731
MRP-20	PN47261	Timer, plug-in, .2 - 10 seconds
MRP-21	PN47262	Timer, plug-in, 1.2 - 120 seconds
MRP-22	PN47263	Timer, plug-in, .9 - 90 seconds, 120 VAC, external adjustment

Adjustable 0-3 Sec. Timers

S.E.E.S. #	O.E.M. #	Description
MRP-30	P5362	Timer, capacitor, 230 VAC, time upon energization
MRP-31	P5363	Timer, capacitor, 110 VDC, time upon energization
MRP-32	P7159	Timer, capacitor, 115 VAC, time upon de-energization
MRP-33	P5361	Timer, capacitor, 115 VAC, time upon energization

S.E.E.S. #	O.E.M. #	Description
MRP-29A	P28848	Reverse Phase Relay Kit, 208-240 VAC
MRP-29B	P28849	Reverse Phase Relay Kit, 440-480 VAC
MRP-29C	P28850	Reverse Phase Relay Kit, 575-600 VAC
MDO-16A	P8571	Amplifier unit for electric eye



MDO-16A

Relay Parts

S.E.E.S. #	O.E.M. #	Description
PR-12	42844, 36244, 45516	Plug-in relay, 4 PDT, 120 VAC
PR-66A	43444	Plug-in relay, 4 PDT, 24 VAC
PR-25	43744	Plug-in relay, 4 PDT, 110 VDC
PR-12B	45377	Plug-in relay, 4 PDT, 12 VAC



PR-12B



MRP-12B

Relay with Button Actuator and Light

S.E.E.S. #	O.E.M. #	Description
MRP-12B	46344	Relay, 120 VAC, DPDT, 10 Amp contacts



MRP-120




MRP-120A



MRP-120B

S.E.E.S. #	O.E.M. #	Description
MRP-120	P16723	Relay assembly, 4 PDT, with harness and bracket to replace leaf type Guardian relays
MRP-120A	P16724	Double relay assembly with two, 4 PDT relays
MRP-120B	P14010-34	Wiring harness, for relay MRP-12
MRP-120C		Single Bracket for MRP-120 assembly
MRP-121A		Double bracket for MRP-120A assembly



MRP-120C

MRP-121A

Power Relays

S.E.E.S. #	O.E.M. #	Description
PR-7	19238, PR2678	Relay, DPDT 120 VAC
PR-9	19240, PR2679	Relay, DPDT 240 VAC
PR-3	26120, PR2680	Relay, DPDT 110 VDC
PR-6	28383, PR2900	Relay, DPDT 24 VAC

■ See a complete listing of Relays starting on page 283.



PR-7



MRP-40

S.E.E.S. #	O.E.M. #	Description
MRP-40	33210	Relay, 110 VAC, 450 Ohm, 4 PDT
MRP-41	33211	Relay, 110 VAC, DPDT
MRP-42	33212	Relay, 24 VAC
MRP-43	33213	Relay, 24 VDC, 500 Ohm
MRP-44	33214	Relay, 24 VDC, 300 Ohm
MRP-45	33215	Relay, 24 VDC
MRP-47	33217	Relay, 12 VDC
MRP-48	33218	Relay, 12 VDC, 150 Ohm
MRP-49	94027001	Auxiliary Contact Assembly, 1 N.C., 1 N.O.
MRP-50	US90507	Fan, 127 CFM 230VAC 50/60 hz enclosed 4-1/2" SQ.




MRP-49



MRP-50



Transformers



MTR-1


S.E.E.S. #	O.E.M. #	Description
MTR-1	28600	Transformer, 250VA, Primary 200-480V, Secondary 109-218V
MTR-2	28601	Transformer, 500VA, Primary 200-480V, Secondary 109-218V
MTR-3	28602	Transformer, 1000VA, Primary 200-480V, Secondary 109-218V
MTR-4	A46208	Transformer for door operator
MTR-5	US65115	Transformer, 150V PRI 120 Sec 5V, 6.8V, 8V, 10V, 12V, 15V



MTR-2



MTR-3



MTR-5

Valve Parts



MV-1

S.E.E.S. #	O.E.M. #	Description
MV-1	P9115	Valve, up start 1/16" needle orifice
MV-2	P9116	Valve, soft stop 1/8" needle orifice
MV-3	P9118	Needle and core assembly, for USUL valve
MV-3A	28949	Orifice needle
MV-5	2881-170	Spring washer for USUL
DV-2A	9724722, 28948	Solenoid Seat, threaded, replaces MV-4



MV-3



MV-3A



DV-2A

Encoders and Tachometers

S.E.E.S. #	O.E.M. #	Description
MW-14	P28670	Encoder Assembly
MW-14A	US2881223	Spring , Tension for Encoder MW-14
MW-11E	P7087	Roller , 10" for encoder assembly MW-14
MMP-120	62675-001, US63099001	Encoder , used on MW-14, 12 VDC, 200 Pulse Counts per revolution
MMP-120A	US63099002	Encoder , 240 counts per revolution, 1/4" shaft
MMP-120C	US63099004	Encoder , 2048 counts per revolution, 5V
MMP-120D	US63099006	Encoder , 5000 counts per revolution, flange mount
MMP-121	US63099003	Encoder , 2048 counts per revolution, 12V
MMP-100	45407	Tach generator , DC 100V per 1000 RPM, flange mount
MMP-100A	US48574	Flexible Tach Coupling , #48574, 5/16" to 5/16"
MMP-100B	AR125-16-16	Flexible Tach Coupling , 1/2" - 1/2" with set screw
MMP-100C		Flexible Coupling , 3/8" to 1/2"
HCB-6	US48412003	Brush for MMP-100
MMP-122	US90665001	Flex Steel Coupling , 1/4" to 1/4"
MMP-123	US90665002	Flexible Coupling , 1/4" I.D. to 3/8"
MMP-123A	US90665001	Flexible Coupling , Steel 1/4" x 1/4", non split, set screw type
MMP-123B	ACR112-16-8	Flexible Coupling , Steel, 1/4" x 1/2"
MMP-124	US90655003	Flexible Coupling , 3/8" x 3/8", non split
MMP-101	45407	Tachometer , foot mounting tachometer 100 VDC per 1000 RPM
MMP-102	US60823	Tachometer Sheave , 4"
MMP-110	US63099007	Tach generator , Incremental 61531-004 optical encoder, 100V per 1000 RPM, flange mount
MMP-200	US90665002	O-Ring , for Encoder
KOSS-1	KM616254G04	Tachometer , 60 VDC per 1000 RPM



MW-14



MW-11E



MMP-120



MMP-121



MMP-120A



MMP-120D



MMP-121



MMP-123



MMP-100



MMP-100A



MMP-100B



MMP-100C



MMP-123A



MMP-124



MMP-101



MMP-110



MMP-200



KOSS-1




Selector Parts



MS-1



MS-1A



MS-2




MS-2A



MS-3




MS-5




MS-5A




MS-5B



MS-7



MCB-10




MCB-10A




MCB-10B

S.E.E.S. #	O.E.M. #	Description
MS-1	P2407A	Selector Idler Sheave, 6"
MS-1A		Mounting Bracket with pin for sheave
MS-2	15926	Micro Switch for wishbone selector
MS-2A	5PA-2	Switch Cover for screw terminal type switches
MS-3	2881-61	Spring for floor selector cable
MS-5	42977	Contact, with shunt, carbon face 1/16"
MS-5A	42978	Contact, with shunt, carbon face 1/4"
MS-5B	42979	Contact, with shunt, carbon face 1-9/16"
MS-7	29734	T-Contact bar
MCB-10	42979	Brush, for S.E.E.S motor MDO-29A, 1/4" x 3/8" x 7/16"
MCB-10A		Brush, Replacement for SEES Imperial only MDO-29A/KDO-002
MCB-10B		Brush, Replacement for SEES Imperial only MDO-29A/KDO-002

Safety Edges



S.E.E.S. #	O.E.M. #	Description
MDO-6A	MAP252	Connecting rod assembly
MDO-6C	MA1229	Ball rod end R.H. thread
MDO-6D	MA1724	Ball rod end L.H. thread
MDO-8	MA1687	Arm, aluminum pick-up arm, 3/4" x 3/16"
MSE-3	P31360	Lower pivot arm
MSE-1B	MA-165	Micro Switch
MSE-1D	101033, MA-1033	Stud (upper)




Door Hanger Rollers

S.E.E.S. #	Description
 KOHR-1	Roller , Hanger 94mm x 19mm, bearing 6203 groove diameter, 84.5mm
 KOHR-2	Roller , Hanger 56mm x 15.5mm, bearing 6202
 KOHR-2A	Roller , Hanger 56mm x 15mm Brg 6202, Alum Hub w Urethane
 KOHR-3	Roller , Nylon Hanger 62mm x 16mm, bearing 6203, groove diameter, 52mm, ID:17mm
 KOHR-4	Roller , Nylon Hanger 44mm x 12mm M8, groove diameter 38mm, ID:12mm
 KOHR-5	Landing Door Hanger Roller , 74mm x 16mm M10 GD: 64mm, bearing 6203
 KOHR-6	Roller , Hanger with Eccentric 94mm x 19mm, bearing 6203, groove diameter, 84.5mm
 KOHR-7	Roller , Retainer for Hanger 46mm x 16mm, bearing 6001, groove diameter, 39mm, 6G-M12
 KOHR-8	Roller , Retainer for SELCOM Hanger 43mm x 16mm, bearing 6202, with Eccentric Shaft
 KOHR-9	Roller , for Hanger 44mm x 16mm groove diameter, 38mm, M10
 KOHR-10	Roller , Retaining for Hanger 36.5mm x 15mm groove diameter, 31mm, 6G-M10
 KOHR-11	Roller , Retaining for Hanger 44mm x 12mm groove diameter, 38mm, M8
 KOHR-12	Roller , Eccentric for Hanger 46mm x 17mm, bearing 6201, groove diameter, 39mm
 KOHR-14	Roller , Hanger, 59.6mm x 13mm, bearing 6002Z
 KOHR-15	Roller , Hanger, 59.6mm x 13mm, bearing 6002Z
 KOHR-16	Roller , Hanger, 68mm x 17mm, bearing 6203Z
 KOHR-17	Roller , Hanger, 55.5mm x 20mm, bearing 6202Z
 KOHR-18	Roller , Hanger, 85mm x 19mm, bearing 6203Z
 KOLO-1	Roller , for Door Lock 31mm x 17.5mm ID:12
 KOLO-2	Roller , Plastic for Door Lock 31mm x 17.5m ID:15.5
 KOLO-3	Roller , for SELCOM Door Lock 40mm x 15mm ID:12
 KOLO-4	Roller Assembly , for Door Lock Unit, L.H. Bracket Set
 KOLO-9	Roller Assembly , for Door Lock Unit, R.H. Bracket Set
 KOLO-2	Lock Roller , KONE 31mm x 12mm x 17mm
 KOLO-3	Roller , Hanger ADM/ADR 70mm x 17mm with Shaft
 KOWH-19	Roller , 30mm x 12mm, bearing 608z
 KOWH-20	Roller , for SELCOM Hanger 64mm x 11mm, bearing 6202 ID:10
 KOWH-20A	Hanger Roller , SELCOM 86mm x 16mm, 6203 Brg
 KOWH-21	Wheel , 50mm x 12mm, GD:43.5 ID:10mm, bearing 6002
 KOWH-22	Wheel , 48mm x 9mm, bearing 608, GD:40 ID:8
 KW-003	Wheel , CWT R.G 3.937" O.D. Yellow
 KW-005	Roller , Hanger 3-5/16" O.D. x .6693" I.D., with 7/16-20 Shaft
 KW-005E	Roller , Hanger 3-5/16" O.D. x .6693" I.D., with 7/16-20 Ecc Shaft
 KW-006	Roller , Hanger ADM/ADR 70mm x 17mm w/ Shaft

Rollers


S.E.E.S. #	O.E.M. #	Description
MW-7	MAP341, P31341	Roller , Hatch door roller, 2-7/8"
MW-7C		Shaft , For MW-7 and MW-8 Hatch Rollers
MW-7E		Roller , Hatch door roller, 2-7/8", with ECC
MW-7-AL	M-411 AL	Hatch Door Roller , 2-7/8" Alum Hub Straight Shaft, 7/16-20
MW-8	MAP344, P31344	Roller , Car door roller, 3-11/16"
MW-8B	MAP374 Less Shaft	Car Door Hanger Roller , 3-11/16" No Shaft
MW-8-HDW		Hardware , for MW-7 and MW-8 rollers, Bag of 4
MW-8-AL	MTGMP-31344-AL	Car Door Roller , 3-11/16" w/ Alum Hub Straight Shaft, 7/16-20 Thrd
MW-8E	P022237	Roller , Car door roller, 3-11/16", with eccentric shaft
MW-8E-AL		Roller , Car Door, 3-11/16" with Alum Hub Eccentric Shaft, 7/16-20



MW-7


MW-8

MW-8E



MW-3B

MW-3D



MW-2


MW-3

MW-3A




MW-4

S.E.E.S. #	O.E.M. #	Description
MW-2	P2964	Roller guide wheel , 3" O.D., 1/2" tire face, .7874" bearing I.D.
MW-3	P12963	Roller guide wheel , 3-15/16", O.D., 7/8" wide, .7874" bearing I.D.
MW-3A	16605	Roller adaptor , bushing 5/8" x 1-3/8" x 13/16", for roller guide wheel MW-3, used on roller guide assemblies
MW-3B	P5985	Roller guide wheel , 3-15/16" O.D. 1-1/8" wide, .7874" bearing I.D.
MW-3D		Roller guide wheel , 3-15/16" O.D. x 7/8" W x 1/2" Face, .7874" I.D.
MW-3E		Roller Adaptor , 1-3/8" O.D. x 1/2" I.D. x 13/16" W
MW-3R	P12908	Roller guide assembly , 3-15/16" wheels
MW-4	P2654, M422	Roller guide wheel , 4-3/8" O.D. 7/8" wide with tapered face to 1/2", .7874" I.D.
URG-004		Roller Guide Assembly , 10" universal 3-wheel
URG-004A		Bushing , Bumper for URG-004
MW-11	P7087	Roller guide wheel , 10" O.D., wheel with polyurethane tire, .9843" bearing I.D. for P28305 assembly MW-11AK
MW-11AK	P28305	Roller guide assembly , 10" 3 wheel replacement to P28305, kit to replace roller guide assembly with 10" wheels
MW-11B		Adaptor Plate , 10" 3 wheel roller guide conversion



MW-3R

URG-004



MW-11

MW-11AK



MW-11B



Roller and Slide Guides

S.E.E.S. #	O.E.M. #	Description
MW-5	P3174	Roller Guide Wheel , 6-1/2" O.D., .9843" bearing I.D., 1-1/4" tire width
MW-6	P2789	Roller Guide Wheel , 6-1/2" O.D., .9843" bearing I.D., 1-1/4" tire width tapered to 1/2" wide tire face
URG-002	P25220	Roller Guide Assembly , 6" universal 3-wheel
MW-6AK	P25220, USP25699	Roller Guide Assembly , 6-1/2" 3-wheel, kit to replace roller guide assembly with 6" wheels
MW-6B	USP25699	Mounting Plate , for 6" 3 wheel conversion
MW-7	MAP341	Roller , Hatch door roller, 2-7/8"
MW-8	MAP344, P31344	Roller , Car door roller, 3-11/16"
MW-8E	P022237	Roller , Car door roller, 3-11/16", with eccentric shaft
MW-10	P12592	Roller Guide Wheel , 7-3/4" O.D., .9843" bearing I.D.
MW-10H	P12592 90 Duro	Roller Guide Wheel , 7-3/4" O.D., 90 Duro
MW-12	513962-00F	Roller Guide Wheel , 3-1/4" O.D. with two bearings, 5/8" I.D., 1/2" tire face
MW-13	513962-00S	Roller Guide Wheel , 3-1/4" O.D. with two bearings, 5/8" I.D., 7/8" tire face
MW-13A		Roller Guide Wheel , 2-7/8" O.D. Piston Follower Double 99502H bearing 5/8" Bore
MW-13B		Shaft , Eccentric for MW-13, 1/2-13 Thrd
MW-11E	P7087	Roller , 10" for encoder assembly MW-14
KOGS-1		Guide Shoe , Black 16mm
KOGS-2		Guide Shoe , Black 10mm
KOGS-3		Guide Shoe Insert , Green, 128mm x 34mm, for 16mm Rail
KOGS-4		Guide Shoe Insert , Green, 128mm x 34mm, for 10mm Rail



MW-5



URG-002


*to replace P25220




MW-6




MW-10



MW-13



MW-6B



MW-12



MW-11E



KOGS-1



KOGS-2



KOGS-3



KOGS-4

Roller and Slide Guides

S.E.E.S. #	O.E.M. #	Description
KOGS-5		Guide Shoe Insert, 120mm x 22mm x 29mm
KOGS-6		Guide Shoe Insert
KOGS-7		Roller Guide Assembly, Spring 3 wheel, 80mm O.D./10mm rail
KOGS-7A		Roller Guide Assembly, Spring 3 wheel, 80mm O.D./16mm rail
KOGS-8		Roller, for Guide Shoe, 125mm x 26mm x 2mm, brg. 6003
KOGS-8A		Roller, Guide Roller 125mm
KOGS-9		Roller, for Guide Shoe, 150mm x 38mm x 2mm, bearing 6003 ID:17mm
KOGS-9A	KM600655G03	Roller Guide Assembly, 5.91" x 1.5" (150mmx 38mm x 2mm) 6003 ID:17mm
KOGS-10		Roller, for Guide Shoe, 80mm x 28mm x 2mm, bearing 6203
KOGS-13		Guide Shoe Insert, 140 x 30 x 16
KOGS-15A	36215	Arm, for Roller Guide assembly
KOGS-17		Roller, Kone Guide Shoe Roller, 195mm x 38mm x 2-6003
KOGS-18		Roller, Kone Guide Shoe Roller, 80 mm x 28mm x 2-6203
KM-001	KM-433371H29	Shoe Insert, folding slide
KOOC-1		Oil Can, Square
KOOC-2		Oil Can, Square
KSG-001	KM600641H16	Kone Slide Guide, insert for SLG7 CWT Guide, 16mm
KSG-002	KM652435G16	Kone Slide Guide, assembly CWT SLG7 Guide, 16mm
WIDO-001		Landing Roller Unit, AMDNA-V2, L.H.
WIDO-001A		Landing Roller Unit, AMDNA-V2, L.H. with Linkage Arms
WIDO-002		Landing Roller Unit, AMDNA-V2, R.H.
WIDO-002A		Landing Roller Unit, AMDNA-V2, R.H. with Linkage Arms
WIDO-003		Mounting Plate, for Witurr PU Roller Assembly for Renova Kits



KOGS-5



KOGS-6



KOGS-7



KOGS-8



KOGS-9



KOGS-15A



KOGS-18



KM-001




KOOC-1



KOOC-2



KOGS-13



WIDO-003

OPTIMUM RIDE QUALITY



Features

- **Long Lasting** Polyurethane Rollers
- **Strong** cast iron base and roller arms
- **Adjustable** tensioning springs for light load or heavy load applications
- Offering a superior **SMOOTH** ride for passengers



URG-001



URG-002



URG-004



URG-005



URG-006



MIS-143S



MIS-142

SEES UNIVERSAL ROLLER GUIDE Roller Guides

S.E.E.S. #	O.E.M. #	Description
URG-001	ED02000	3-1/4" Universal 3 wheel roller guide Model D
URG-002	EB02100	6" Universal 3 wheel roller guide Model B
URG-006	EC18400	3-1/4" Universal 6 wheel roller guide Model C

Replacement Rollers

S.E.E.S. #	O.E.M. #	Description
MIS-143S	EC18405	3-1/4" diameter, .4724 bore wheel
MIS-142	EA18359	6" diameter, .7874 bore wheel

Cover Plates

S.E.E.S. #	O.E.M. #	Description
URG-001C	ED02013	Cover Plate Model D
URG-002C	EB02123	Cover Plate Model B
URG-005C	EA18333	Cover Plate Model A
URG-006C	EC18403	Cover Plate Model C
URG-001-HDW		Bolts, for Rollers, Set of 3 for URG-001



URG-001C



URG-002C



@SEESinc



SEESinc.com/blogs



SEESinc

Always Smooth Sailing



SOUTHERN ELEVATOR
& ELECTRIC SUPPLY